



YOUR SITE. YOUR LIGHT

The HiLight range of light towers

Sustainable Productivity

Atlas Copco

We have the light tower to suit any needs

The HiLight range of light towers were designed to offer the widest choice when it comes to finding the light tower that is right for your application. We provide multiple range of industries with a flexible and dynamic set of lighting options, while addressing all aspects of efficiency and safety. You can also be assured of the robust build quality and compact size for which Atlas Copco is globally recognized.

We have really put our innovation stamp on LED technology. The lenses in our LED light towers have a very special optic designed specifically for construction and mining applications.

This innovative, fully directional, LED lens design means we maximize the light coverage and reduce "lighting waste". A single HiLight tower can cover an area of up to 5.000 m² with a 20 lux (brightness) average – ensuring a brighter, safer and more productive site.

Darkness should not stop you!

Our HiLight range is not just for the construction site. Utilize the power of a full day with our flexible lighting solutions.

Sustainable Productivity

Atlas Copco



HiLight H5+

Extremely efficient, the HiLight H5+ demonstrates exceptional fuel consumption as well as offering the best luminosity. With 4 LED floodlights each projecting 350W of light, the HiLight H5+ can illuminate an area of 5.000 m².

Easy to transport, the model's compact size means 10 units can be moved on a standard 13-metre truck.



reddot design award
winner 2017



FUEL CONSUMPTION

0,5 l/h

LIGHT COVERAGE M2 (AVERAGE 20 LUXES)

5.000

EXTRA SAFETY FEATURES

Hydraulic vertical mast

LAMP DURABILITY / LIFE EXPECTANCY

LED 30.000 Hrs

RUNNING (Hrs)

220

SERVICE INTERVAL (Hrs)

500

TRANSPORT EFFICIENCY

10 ut **13m Truck**

(*) Available in 50Hz. Trailer complies with EU Regulations.

www.atlascopco.com

Your leading light

The HiLight B5+ is the best choice when it comes to transport efficiency by truck. The small footprint facilitates easy installation and provides maximum site safety.

Atlas Copco



HiLight B5+

The HiLight B5+ is suitable for a wide range of applications including music and sporting events, residential construction, road construction, temporary public lighting and oil and gas requirements.












LED Light

HiLight H4

The HiLight H4 is the reliable metal halide solution with a heavy-duty canopy made of galvanized steel to prevent rust and corrosion. The robustness of this product, makes it very suitable for tough environments, such as quarries.



<p>LAMP DURABILITY / LIFE EXPECTANCY</p> <p>LED 30.000 Hrs </p>	<p>FUEL CONSUMPTION</p> <p> 0,5 l/h</p>	<p>EXTRA SAFETY FEATURES</p> <p>Hydraulic vertical mast </p>	<p>FUEL CONSUMPTION</p> <p> 1,7 l/h</p>	<p>LAMP DURABILITY / LIFE EXPECTANCY</p> <p>Metal Halide 6.000 Hrs </p>
<p>LIGHT COVERAGE M² (Average 20 luxes)</p> <p> 5.000</p>	<p>TRANSPORT EFFICIENCY</p> <p>22 ut  13m Truck</p>		<p>TRANSPORT EFFICIENCY</p> <p>8 ut  13m Truck</p>	<p>LIGHT COVERAGE M² (Average 20 luxes)</p> <p> 4.000</p>

(*) Both available in 50Hz. HiLight H4: Trailer complies with EU regulations.

LED there be light

The HiLight V4 and V5+ models feature the legendary HardHat® canopy and provide efficiency and great value to our users and rental partners.

Atlas Copco



HiLight V4

HiLight V5+

The HiLight V4 and V5+ include a HardHat® canopy as standard, which ensures maximum protection of internal parts. This range of light towers is perfect for multiple drop rental applications and providing users a robust and easy-to-transport set of lighting options that match any site requirements. The extended safety features also guarantee the protection of bulbs during transportation.



EXTRA SAFETY FEATURES

Manual vertical mast

LAMP DURABILITY / LIFE EXPECTANCY

Metal Halide **6.000** Hrs

TRANSPORT EFFICIENCY

16 ut
13m Truck

LAMP DURABILITY / LIFE EXPECTANCY

LED **30.000** Hrs

LIGHT COVERAGE M² (Average 20 luxes)

4.000

FUEL CONSUMPTION

2 l/h

ADDITIONAL FEATURES

HardHat®
Spillage free frame

FUEL CONSUMPTION

0,7 l/h

LIGHT COVERAGE M² (Average 20 luxes)

5.000

(*) Available in 50 and 60Hz Tier4 final. Trailer comply with DOT US regulations. For EU Trailer please contact Atlas Copco representative.

Tough environment?

It might be tough but it should never be dark! The HiLight V4W was made to perform at high altitudes and in extreme conditions.

Atlas Copco



HiLight V4W

The HiLight V4W offers the best performance at high altitudes and in the most extreme environments - thanks to its 8kW engine.

In addition, the larger fuel tank and low fuel consumption allow longer run times between refueling. The HardHat® canopy ensures maximum protection of internal parts.




EXTENDED FUEL TANK

160 LITERS



EXTRA SAFETY FEATURES

Manual vertical mast



RUNTIME

90 HOURS



OPERATION

IN EXTREME ENVIRONMENTS



LIGHT COVERAGE M² (Average 20 luxes)

4.000



LAMP DURABILITY / LIFE EXPECTANCY

Metal Halide
6.000 Hrs



FUEL CONSUMPTION

1,7 l/h



ADDITIONAL FEATURES

HardHat®



Spillage free frame



Plug. Light. Work.

The HiLight E2 and E3+ are ideal for events, general metropolitan construction, road construction and temporary public lighting.

Atlas Copco




HiLight E2

HiLight E3+


These electric plug & light solutions provide flexible lighting options for a wide range of applications. They allow users to easily plug into any power source including auxiliary power, electrical generator or directly into the grid.




LAMP DURABILITY / LIFE EXPECTANCY

Metal Halide
6.000
Hrs 


LIGHT COVERAGE M²
(Average 10 luxes)

2.000 

PLUG & LIGHT



TRANSPORT EFFICIENCY

32 ut 
← 13m Truck →


EXTRA SAFETY FEATURES

Manual vertical mast 


ENVIRONMENTALLY FRIENDLY

No liquids and no emissions 

LAMP DURABILITY / LIFE EXPECTANCY

LED
30.000
Hrs 

LIGHT COVERAGE M²
(Average 10 luxes)

3.000 

(*) Both available in 50Hz.

www.atlascopco.com

HiLight V2+

HiLight V3+

The HiLight V2+ and V3+ come with a robust steel frame with PE bumpers. These bumpers are designed to the same standards as the HardHat® Canopy.



(*) CE models, please consult

LIGHT COVERAGE M²
(Average 10 luxes)

V2+

2.000

EASY TO TRANSPORT

LIGHT COVERAGE M²
(Average 10 luxes)

V3+

3.000

PLUG & LIGHT

COMPACT FOOTPRINT

LAMP DURABILITY / LIFE EXPECTANCY

LED 30.000 Hrs

HiLight P2+

A new plug & light concept. The HiLight P2+ is the perfect solution for any event – anywhere in the world!

Supplied with a special lighting optic, covered by an integrated polyethylene housing with built-in cooling, you can be assured of no burn out and a longer lifetime. In addition, great performance comes from the unique floodlight that spreads light 360 degrees, giving users a larger illuminated area compared to traditional balloon style towers.



(* CE models, please consult

PLUG & LIGHT

NO AIR PRESSURE NEEDED

ENVIRONMENTALLY FRIENDLY

No liquids and add no emissions

LIGHT COVERAGE M²
(Average 10 luxes)

2.000

ANTIBURN FLOODLIGHT

CERTIFIED WIND STABILITY

50 km/h

No access to the grid?

Suggested power sources; iP and P generators

P2000 i	P3500 i	P3000	P6500	P8000
1,6 kW	3 kW	2,3 kW	5 kW	6 kW

Variable speed smart control

Automatic Voltage Regulation (AVR)

	HiLight P2+	LED 320W	5	9	7	15	18
	HiLight V2+	LED 320W	1	1	1	1	1
	HiLight V3+	LED 4x120W	1	1	1	1	1
	HiLight E3+	LED 4x160W	2	4	3	7	9

- Perfect fit
- Good choice


Choose the one that best fits your needs

	Segments	Fuel efficiency	Running hours	Area coverage	Easy movement	Extra safety features	Lamps durability	Service interval	Transport efficiency
HiLight H5+	CONSTRUCTION	●	●	●	●	●	●	●	○
HiLight B5+	ROAD WORKS EVENTS	●	●	●	○	●	●	●	○
HiLight V5+	CONSTRUCTION QUARRY	●	○	●	●	○	●	●	○
HiLight V4	CONSTRUCTION QUARRY	○	○	●	●	○	○	●	○
HiLight V4W	CONSTRUCTION QUARRY	●	●	●	●	○	○	●	○
HiLight H4	CONSTRUCTION QUARRY	○	○	○	●	●	○	○	○
HiLight E3+	EVENTS ROAD WORKS	●	○	○	●	○	●	●	●
HiLight E2	EVENTS ROAD WORKS	●	○	○	●	○	○	●	●
HiLight P2+	EVENTS	●	○	○	●	○	●	●	●
HiLight V2+/V3+	CONSTRUCTION ROAD WORKS	●	○	○	●	○	●	●	●

● Best choice ○ Suitable

What's unique about our LED technology?


LED HILIGHT TOWERS FUEL EFFICIENCY



TECHNOLOGY HELPS US SET THE INDUSTRY BENCHMARK

LED LAMPS LIFE EXPECTANCY


MORE THAN 30.000 Hrs



LED HILIGHT TOWERS LIGHT COVERAGE M²


UP TO 5.000 SQM

AVERAGE 20 LUXES



HIGH CRI (COLOR RENDERING INDEX)


SCORE > 85 OUT OF 100



CLOSE TO NATURAL LIGHT

SPECIALLY DESIGNED DIRECTIONAL OPTICS


INCREDIBLE LIGHT DISTRIBUTION



NO LIGHT IS WASTED

LED LAMPS ALUMINUM CASTING

PROVIDES HEAVY DUTY PROTECTION



EVEN DURING TRANSPORTATION

- LED HiLight tower lamps have an aluminum casting which provides heavy duty protection, even during transportation.
- The LED lamps have a high CRI (Color Rendering Index) score (> 85 out of 100).
- The specially designed directional optics of the LED HiLight range offer incredible light distribution.
- Our LED HiLight towers achieve up to 5.000 square-metres of light coverage with an average level of 20 luxes.
- LED lamps have a life expectancy of more than 30.000 hours.
- Our LED technology enables us to set the industry benchmark when it comes to fuel efficiency.

HiLight LED savings per year (per unit, compared to a metal halide light tower)

1.500 Liters **-60%**
4.800 Kilos **-60%**
23 Trees **-60%**
3 Bulbs **-100%**

(*) Savings will vary depending on comparison models.



		HiLight H5+	HiLight B5+	HiLight V5+	HiLight V4	HiLight V4W	HiLight H4	HiLight E3+	HiLight E2	HiLight P2+	HiLight V2+ V3+
Light coverage m ²		5.000 (average 20 luxes)	5.000 (average 20 luxes)	5.000 (average 20 luxes)	4.000 (average 20 luxes)	4.000 (average 20 luxes)	4.000 (average 20 luxes)	3.000 (average 10 luxes)	2.000 (average 10 luxes)	2.000 (average 10 luxes)	2.000 2.500 (average 10 luxes)
Lamps		LED	LED	LED	Metal Halide	Metal Halide	Metal Halide	LED	Metal Halide	LED	LED
Mast		Vertical Hydraulic	Vertical Hydraulic	Vertical Manual	Vertical Manual	Vertical Manual	Vertical Hydraulic	Vertical Manual	Vertical Manual	Vertical Manual	Vertical Manual
Features		Galvanized canopy	Compact box	HardHat® canopy	HardHat® canopy	HardHat® canopy	Galvanized canopy	Electric	Electric	Electric	Electric
Performance Data											
Rated Frequency	Hz	50	50	50 60	50 60	50 60	50	50 60	50	50 (*)	50 (*)
Rated Voltage	VAC	230	230	230 120	230 120	230 120	230	230 120	230	230	230
Rated Power (PRP)	kW	2,7	2,7	2,5 2,7	5,4 6,8	6 8	6	-	-	-	-
Operating Temperature (min / max)	°C	-20 / 40	-20 / 40	-25 / 50	-25 / 49	-25 / 50	-25 / 50	-	-	-	-
Sound Pressure Level	dB(A)	90	88	86	92 94	87 89	90	-	-	-	-
Sound Power @ 7m (LPA)	dB(A)	65	63	63	71 73	71 73	65	-	-	-	-
Engine											
Model		Hatz 1 B 50	Hatz 1 B 50	Kubota Z482	Kubota Z482	Kubota D1105	Kubota D1105-EBG2	-	-	-	-
Speed	rpm	1500	1500	1500 1800	3000 3600	1500 1800	1500	-	-	-	-
Rated Net Output (PRP)	kW	3,5	3,5	2,7 3	6,9 8,1	8 9,5	7,5	-	-	-	-
Coolant		Air	Air	Water	Water	Water	Water	-	-	-	-
Number of cylinders		1	1	2	2	3	3	-	-	-	-
Alternator											
Model		Linz E1C13S A/4	Linz E1C13S A/4	Meccalte LT3/75	Sincro EK 2 MCT	DP06/AG164	Meccalte LT3N-160/4	-	-	-	-
Rated output	kVA	5,5	5,5	3,5 4,5	6 7,5	6 8	8	-	-	-	-
Insulation / Enclosure protection	class / IP	H / 21	H / 21	H / 21	H / 23	H / 23	H / 21	-	-	-	-
Consumption											
Fuel tank capacity	litre	120	130	105	105	160	110	-	-	-	-
Runtime before with lamps ON	hrs	185	200	150	57 50	90	65	-	-	-	-
Power Output											
Auxiliary Power	kW	1,2	1,2	1	1,4 2	2	2,3	-	-	-	-
Lights											
Floodlights		LED	LED	LED	Metal halide	Metal halide	Metal halide	LED	Metal halide	LED	LED
Wattage	W	4 x 350	4 x 350	4 x 350	4 x 1000	4 x 1000	4 x 1000	4 x 160	4 x 400	320W	320W 4 x 120
Mast											
Type		Hydraulic	Hydraulic	Manual vertical, 5 section	Manual vertical, 5 section	Manual vertical, 5 section	Hydraulic	Manual	Manual	Manual	Manual
Rotation	degrees	340	340	360	360	360	340	0	0	0	9
Maximum Height	m	8	8	7,5	7,5	7,5	9	7	7	5,5	5,5
Maximum Speed wind	km / h	80	80	80	80	80	80	80	80	50	80
Enclosure and Trailer											
Type		EU Road homologated with fix towbar or site trailer	-	DOT US Compliant Unibody trailer with 4 point leveling system. For EU homologated check availability		Unibody trailer with 4 point leveling system. For EU homologated check availability	EU Road homologated fix or adjustable towbar, or site trailer	-	-	-	Heavy Duty Trailer with bumpers in PE
Base Frame		Spillage free frame						-	-	-	-
Enclosure		Galvanized steel canopy and powder coating paint		Gull-wing Red Rock doors		Gull-wing HardHat® doors	Galvanized steel canopy and powder coating paint	-	-	-	-
Dimensions and weight											
Dimensions in transport Fix Towbar (LxWxH)	m	2,3 x 1,28 x 2,485	1,16 x 1,16 x 2,5	1,67 x 1,10 x 2,50	1,67 x 1,10 x 2,50	1,8 x 1,35 x 2,97	2,70 x 1,30 x 2,31	1,2 x 0,8 x 2,14	1,2 x 0,8 x 2,14	0,5 x 0,5 x 2,2	1,1 x 0,85 x 2
Weight	kg	1050	980	702	694	826	1195	250	241	45	110

(*) CE models, please consult

Portable Energy Solutions Portfolio

AIR COMPRESSORS

READY TO GO

- 1-5 m³/min
- 7-12 bar



VERSATILITY

- 7-22 m³/min
- 7-20 bar



PRODUCTIVITY PARTNER

- 19-64 m³/min
- 10-35 bar



GENERATORS

PORTABLE

- 1,6-13,9 kVA



MOBILE

- 9-1250* kVA



INDUSTRIAL

- 10-1250* kVA



Diesel and electric options available.

*Multiple configurations available to produce power for any size application.

DEWATERING PUMPS

ELECTRIC SUBMERSIBLE

- 275-16.500 l/min



CENTRIFUGAL DIESEL DRIVEN

- 833-9833 l/min



SMALL PORTABLE

- 210-2500 l/min



LIGHT TOWERS

LED



METAL HALIDE



ELECTRIC



Portfolio and options available can change depending on the market.

Committed to sustainable productivity

Atlas Copco's Portable Energy division has a forward-thinking philosophy. For us, creating customer value is all about anticipating and exceeding your future needs – while never compromising our environmental principles. Looking ahead and staying ahead is the only way we can ensure we are your long term partner.

www.atlascopco.com

Atlas Copco